



# Sentifix: Sam at the Seaside

Bringing grammar to life  
Consultant: Gill Matthews



All this for just £44.99!

## Welcome to Sentifix!

**Sentifix** is a system of interlocking colour-coded bricks with stimulus materials that is ideal for teaching children about the way sentences are constructed as part of the process of learning to write.

### What is Sentifix: Sam at the Seaside?

*Sentifix: Sam at the Seaside* is the first of a brand new series of themed Sentifix packs to help your pupils make the leap from building words to constructing complete sentences around contexts that are familiar to pupils at KS1.

### How does it work?

- \* Sentifix is a simple system of tactile, interlocking bricks that feature pre-printed words or punctuation on all four facets
- \* Different parts of speech are colour-coded so your pupils learn about essential grammar as they practise basic sentence construction
- \* There are multiples of all essential vocabulary, so several children can comfortably use the resource at once
- \* There are blank bricks included to allow you to introduce new vocabulary and tailor lessons to individual pupils' needs
- \* There's also a portfolio of re-useable, illustrated A4 and A3 support materials that are differentiated to allow for all abilities in your class
- \* Plus a easy-to-follow booklet of teacher's notes by Gill Matthews



**How does Sentifix break things down?**  
Each part of speech is coded with a different colour to help pupils get the message that different types of words have different roles in sentences:

Nouns	Pronouns	Prepositions
Connectives	Verbs	Determiners
	Punctuation	



*Sentifix is collaborative, creative, progressive and developmental!*



What's more, *Sentifix: Sam at the Seaside* introduces a host of fun characters that children can relate to, including the mischievous duo of Sam and his plucky dog Buster. The action all takes place in the familiar KS1 context of the beach – offering an opportunity for further cross-curricular learning.

# Sentifix: Sam at the Seaside



## So what exactly is in Sentifix: Sam at the Seaside?



### 172 Sentence-building Bricks

They're tactile, colourful, high quality, satisfying to interlock...and above all they allow children time to experiment with sentences before committing themselves with pen and paper. These word bricks are colour-coded by part of speech, so your pupils are learning about the way sentences are made every time they pick up a brick. Your pupils can choose from a range of nouns, verbs, adjectives, prepositions, connectives, question words, determiners, pronouns and punctuation marks (question marks and full stops). Key vocabulary is featured on multiple bricks so several children can use the resource at the same time, and the words are printed on all four facets of the brick so different options present themselves as a pupil turns the brick over. See previous page for a key to unlocking which colour represents which part of speech.

Includes blanks for you to customise!



### An exciting A3 Build a Sentence Board Game

This pacy A3 game is ideal for collaborative work and really absorbs your pupils as they have to play tactically to get the bricks they need (but rest assured – essential vocabulary is featured on multiple bricks so all players have enough words at their fingertips). Suitable for 2-4 players and ideal as a diagnostic tool – you'll see how your pupils are developing as they create their sentences.




### 18 A4 Sentence-building Picture Cards

*Sentifix* is a progressive, cumulative resource – the 18 A4 sentence-building picture cards are carefully levelled into three cumulative sets of six cards. These have been classroom trialled to allow for different ability levels at KS1. There's also a cross-curricular element – whilst using these cards, children naturally reflect upon and talk about their own experiences of the beach. Why not ask them what we can find at the seaside and if they know how a day at the beach has changed in the last 100 years? You'll find you're covering Geography, Science and History all in one lesson!



### Two A3 Stimulus Scenes

These large format, colourful scenes are absolutely action-packed, so speaking and listening opportunities abound. They prompt lively discussions about real and imagined experiences, so that group work with *Sentifix: Sam at the Seaside* naturally leads to independent narrative, story and non-fiction writing opportunities.



### A 12pp Booklet of Teacher's Notes

A booklet of time-saving teacher's notes by Gill Matthews that's bursting with things to do with *Sentifix*, including ideas for speaking and listening activities, story writing and tips on how to use the bricks. There are photocopiable worksheets for your pupils and also excellent extension activities – adding even more value for money.

*"It is a lovely activity for group work with plenty of scope to adapt according to ages and abilities of children. Great to increase speech and grammatical awareness and there's lots happening on each of the cards to stimulate children's ideas."*

Sally Brain,  
Class teacher,  
Weston-under Penyard Primary School,  
Herefordshire

So, *Sentifix* is flexible but not prescriptive. The resources are ideal for group work and also independent work, and easily accessible for a teacher or Teaching Assistant (step-by-step notes are featured on the reverse of all card resources).



*"At the end of the session I asked the four children to report to the rest of the class what they had been doing. I wish I had a tape recorder for you to hear it! ...It was interesting that they could all remember the sentences they had made and could no doubt visualise them as well... Sentifix is what sentence level work has been waiting for. It is easy to use, colourful, with a purpose and essential for the kinaesthetic learners. When can we buy it?"*

Marian Ferraby,  
Literacy Subject Leader,  
Grange Infant School, Gloucester





# Sentifix: Sam at the Seaside

## An interview with Gill Matthews



Available January 2006

### What does it take to develop a resource like *Sentifix*?

Making sure *Sentifix* was an effective, child-friendly resource that was instantly manageable by busy teachers must have been a fascinating task. **Ellen Simpson, Philip & Tacey's Marketing Manager** talked to Gill Matthews about the development phases of this exciting new development in teaching grammar for writing.



#### How did the idea for *Sentifix* come about?

Gill: Philip & Tacey's New Product Development Manager, **Polly Barnett** approached me after shaping up the idea for a grammar resource based on colour-coded word bricks that interlocked. We looked very carefully at how it could really bring benefits to a classroom and it soon became clear that to be more effective than any other resource it had to feature integral support materials that ensured speaking and listening elements were present too.

*"Sentifix gives children the confidence to experiment with sentence building without putting pencil to paper."*

#### With a whole dictionary of vocabulary to choose from, how on earth did you limit *Sentifix*'s scope?

Gill: We started off looking at high frequency word list from the NLS Framework, but those words are really more aligned to reading than writing and the sentences that a child could compose weren't that exciting. What simply had to be a dynamic and stimulating resource, was beginning

*"It was having the theme that cracked it."*

to take on the mantle of an old fashioned reading scheme, so we downed tools and went back to the drawing board. It clearly needed focus and stimulus and, of course, it was having the theme that cracked it.

#### And why did you choose 'At the Seaside' as your theme?

Gill: In part, because it's a theme children often cover at KS1 – two QCA schemes of work take the seaside as their focus – Geography and History. Even if a child has not been to the beach, the notion of the seaside is entrenched in many cultures. It's also a context that naturally lends itself to active and fun scenes that can house a lot of detail. Children love looking at busy pictures (look at the success of 'Where's Wally?'), and the beach context provides us with a lot of scope for language development.

#### The picture cards, games and stimulus scenes are an important part of the resource then?

Gill: Yes, because they offer an opportunity for collaboration with other children and adults. Children are talking about what they see, the sentences they are building, and the game they are playing – this is language development as part of a natural process. There is no blank page to fill – in its place there's the readiness to make a meaningful sentence and the tools to make it grammatically accurate.

#### How will you tie any future editions in with this set?

Gill: We felt it was important to have recognisable characters that children can relate to, so Sam and the other characters will feature in any future themed sets we do, and they'll still be up to mischief, no doubt!

#### Is *Sentifix* just for KS1 Pupils?

Gill: You can use it for KS2 special needs teaching. Sue King's illustrations are deliberately amusing and cartoon like – not babyish. We've kept Sam's age ambiguous intentionally so KS2 pupils won't look at the resources and say 'That's too young for me.'

#### Finally, what's the magic of *Sentifix* over any other grammar resource?

Gill: *Sentifix* gives children the confidence to experiment with sentence building without putting pencil to paper. First, they look at a stimulus scene or picture, then talk about it then think about a sentence they could make. Next, they experiment with different options and finally there's a sentence they are happy with. All these are essential steps in the process of learning to write and it is easy to miss some or all of them out.



*Sentifix offers a hands-on approach to teaching grammar that is fun for your pupils and really works.*

### An INSET day with Gill Matthews


Gill offers school or LEA-based professional development training. These extremely popular and effective 'ready-made' sessions reflect her particular areas of interest and expertise – non-fiction, improving writing standards and cross-curricular teaching. They include:

- \* Developing a literacy-based thematic curriculum
- \* SAT attack... preparing for KS2 SATs
- \* Developing a Year 6 Booster programme
- \* Spotlight on... children's authors for KS2
- \* Improving progression in non-fiction writing in Years 3 to 6
- \* The effective use of picture books in KS2
- \* Help! I've got to do guided reading! (For KS2 teaching assistants)

Gill is currently preparing courses on using multimedia texts in KS1 and KS2. Details will soon be available on her website.

INSET days tailored to meet specific requirements are also available.

Please contact Gill via her website at [www.gillmatthews.co.uk](http://www.gillmatthews.co.uk) or call her direct on 01905 821634 to discuss your school's needs.



### A practical approach to literacy teaching

#### Gill Matthews

Gill Matthews is a freelance literacy consultant and writer who works with and in schools, supporting improvements in Literacy. Before beginning her freelance career, Gill was an NLS Consultant in Gloucestershire and Portsmouth. She now delivers INSET and speaks on many aspects of Literacy both nationally and internationally. As a series editor, Gill is responsible

for several major literacy programmes and resources as well as Philip & Tacey's *Sentifix*. These include *Literacy World*, *Writers' World*, *Red Giant*, *Ready, Steady Write*, and *Rigby Navigator*. She was involved with the development of the National Literacy Strategy, specifically the non-fiction element of the NLS Framework for teachers.

Philip & Tacey Resources for teachers, by teachers

# Sentifix: Sam at the Seaside



Available January 2006



### So how does all this help my pupils learn to write?

#### 1 The process

- When you use *Sentifix* in your classroom you avoid putting children on the spot.
- \* First, they look at, and talk about, a picture that they can relate to.
- \* Then they think about a sentence they could make, experimenting with different words bricks (some of which feature different forms of the same verbs etc).
- \* Next, they are ready to try to build a sentence with the bricks and discuss it with an adult or peer
- \* And when you think they are ready, they can have a go at writing it themselves!

All these represent vital steps in the process of learning to write that can be easily overlooked. Each one helps familiarise children with grammar as their writing skills develop, without putting pen to paper until the child is ready.

#### 2 The hands-on approach

Children revel in the opportunity for kinaesthetic learning that *Sentifix: Sam at the Seaside* offers. They're constructing sentences without having to put pen to paper – a boost to any young writer's confidence.

#### 3 The characters in the setting

Sam, his parents, Buster their dog and Sam's playmates are a lively bunch of characters. The events depicted in the cleverly drawn illustrations by Sue King mirror the sort of childhood experiences (like dropping an ice-cream) that KS1 children will remember, relate to and talk about and therefore be inclined to write about. *Sentifix: Sam at the Seaside* is the first of a series of packs that use themes that are commonly covered at KS1, so the work will fit in with and consolidate work that you are doing across the curriculum.

#### 4 Value for money

And last, but not least – *Sentifix: Sam at the Seaside*, with 172 cubes and a range of high quality support materials including teacher's notes from Gill Matthews, offers your team unbeatable value for money.

Value for money



### Tell us what you'd like next and win a FREE Sentifix set!

Every *Sentifix* theme is carefully chosen to be in line with what you tell us you are teaching at KS1. If you have an idea for a theme that you think teachers would like to see as a *Sentifix* Set, email our New Product Development team with suggestions on [polly.barnett@philipandtacey.co.uk](mailto:polly.barnett@philipandtacey.co.uk) or write to: *Sentifix* Theme Competition, Polly Barnett, Philip & Tacey, North Way, Andover, SP11 5BA. All ideas will be considered and placed in a draw to win a free *Sentifix* set!

Philip & Tacey Listening to teachers



#### DID YOU KNOW?

If you're a SENCO, you'll recognise the usefulness of a tactile, colour-coded resource like *Sentifix* immediately. And the clear contexts and vocabulary topics mean it's ideal for TEFL teaching, too – as a tool for honing grammar or as a conversation starter for your ESL pupils.

### 1 Sentifix: Sam at the Seaside

So the wait is over, you can finally purchase your *Sentifix: Sam at the Seaside* set and introduce it to your eager pupils. We hope you have as much fun using it to explore essential grammar as our tester schools have had! **Contents:** 172 colour-coded bricks, 18 x A4 and 2 x A3 full-colour cards with teaching ideas, A3 board game with dice, 12pp teacher's notes

14685

Set £44.99


### COMING SOON... Why stop at the beach?

Look out for further themed packs in the *Sentifix* range or see page 32 to enter our competition to shape the future of *Sentifix* and win a free set for your school!



#### Did you know?

*Sue Palmer's Synthetic Phonix*, offers you a brand new solution to teaching phonics. And, even better – this colour-coded system of interlocking cubes for word-building can be used alongside *Sentifix* to build words from separate phonemes see pages 35-37.



eps of p36